

La méthode du DOCTEUR SPONGIAK

The Dr. Spongiak method






MOQUETTE PRODUCTION

Nanny Brambles' basset hound, Moquette, is the only dog who knows how to say *I love youuuuuuuuuuu!* The theatre company pinched his name when they debuted their first show, **Eat your brambles!**

And what gets Moquette up in the morning?

His little bowl of dog biscuits and a devouring desire to tell stories about childhood through the movement of shadows, performed live in front of his public's eyes.





© Paul Declaire



© Paul Declaire

THE Dr. SPONGIAK METHOD

There is no doubt about it, little Loise loved to tease! But when will she learn to use reason? On Sunday 18th May of the year 1930, this impossible little girl must become polite, presentable and respectful, for the evening is about to become... a majestic one!

No time is wasted and she is taken to Dr. Spongiak, a doctor highly praised on the radio. It would seem that this genius inventor, with his cutting-edge technology, has the perfect solution for helping children reach the age of reason.

A shadow puppet theatre show for children aged 5 years and up in public performances, and 6 years and up in school performances.

After **Eat Your Brambles!**, a shadow puppet show performed over 700 times since 2015, Moquette Production is launching its new creation – **The Dr. Spongiak Method**.

Just as with **Eat Your Brambles!**, the aim is to give children an original, high-quality experience at the theatre using shadow puppets, all whilst telling a story about different themes in life.


Loïse is a young girl of seven years old living in the roaring twenties. Her story is a personal adventure that any one of us may also experience growing up. Through moving images and rather wacky fiction, the show takes a humorous approach to the way in which parents and children sometimes see each other.

Whilst taking place in an unfamiliar and deliciously old-fashioned era, the story deals with themes still relevant today, such as social etiquette, personal progress and above all, the age of reason – when a child begins to use their own reasoning, and... perhaps starts behaving as good as gold?

The Dr. Spongiak Method is a shadow puppet show performed using an overhead projector, with characters coming alive against a large screen that acts as a blank page. While following the twists and turns of the story, the audience can watch the musicians and actors manipulating the shadow puppets. A sort of artisanal cinema, this visual production artfully awakens the poetic charm of the magical lights.

The silhouettes – sometimes intricately cut, sometimes cut in just three expressive scissor strokes – are manipulated against a decor of photos and magazine cuttings from 1930. The music draws its inspiration from the rhythms of the time; the biguine from Martinique, the Hawaiian and the foxtrot all breathe life into this little world of characters as they waltz around the skipping radio set.







CAST & CREW

A **Moquette Production** creation

Concept and shadows – **Théodora Ramaekers**

Staging – **Sabine Durand**

Interpretation of shadow puppets – **Vincent Huertas/
Gilles Escoyez, Théodora Ramaekers/Camille Husson**

Music and sound creation – **Hervé De Brouwer**

Musical interpretation – **Hervé De Brouwer/Manu
Henrion/Vincent Noiret**

Moving images – in collaboration with **Caroline
Nugues** from Atelier Graphoui

Interactive video technology – **Bernard Delcourt**

Lighting design – **Gaspard Samyn**

Stage construction – **Florian Dussart**

Costumes – **Charlotte Ramaekers**

Production – **Paul Declaire** assisted by **Nathalie De
Muijlder**

Tour manager – **Anne Jaspard**

Created with **Julie Nathan**

CO-PRODUCTION

Moquette Production, the Théâtre du Tilleul, Pierre de Lune – Young Audiences Scenic Centre of Brussels (Centre Scénique Jeunes Publics de Bruxelles), the Théâtre de la Grange Dîmière (Fresnes, France), Le Sablier (Ils, France), La Mégisserie (St-Junien, France), La Machinerie (Venissieux, France), the Centre Culturel de Huy and Atelier Graphoui.

SUPPORT

With help from the Wallonia-Brussels Federation Theatre Department and support from the Balsamine Theatre, the Théâtre des Doms - pôle sud de la création en Belgique francophone, La Roseraie Espace Cré-action, the Magic Mountain Theatre, the Puppet Centre of the Wallonia-Brussels Federation, the Très Tôt Theatre (Quimper, France) and the 3e Saison de l'Ernée (Ernée, France).

Thank you to the Arts & Couleurs company as well as to Magic Paco.

TECHNICAL SHEET

TECHNICAL INFORMATION

Team: 3 performers – **no technician on tour**

Duration of the show: 50 minutes

Gauge for school sessions (age 6 – primary year 1 (BE) or CP (FR)): 150 + teachers

Gauge for public sessions (from age 5): 200

SET

Black box, dark floor (or dance mat), total blackout required.

DIMENSIONS

Width: 6.5m

Depth: 6m

Height: 4m

Freestanding projector screen (6m x 3m), brought by the theatre company.

ATTENTION: for reasons of visibility and proximity with the audience, if the stage is raised, please consider removing the first 2 to 3 rows of seats and contact the technical manager.

LIGHTING

- * 5x 2kW circuits (see stage plan):
 - 5x PC 1kW on the grid or on floor stands (min 3.5m) – 2x LEE 158 or 135 or 507 (orange)
 - * 2 small table lamps, brought by the company (provide a load for circuit 4).

The light controls are managed by the musician from a computer on the stage. Please provide a DMX input on stage left.

Audience lighting to be controlled by a venue technician at the start and end of the performance.

Please provide 2 direct power supply (1 at courtyard side, 1 at the garden side), 4 sockets behind the screen, and a few extension cords of 1, 3 and 5m in length.

SOUND

A musician is present on stage.
The company brings most of the sound broadcasting equipment.

Please provide 2 powered speakers behind the screen.

Please provide an independent direct circuit with 4 sockets on stage left.

SCHEDULE

Set-up: 3.5 hours

Disassembly: 1.5 hours

Presence of a venue technician during assembly and performance.

A venue technician to manage the settings on the 5 PCs as well as manage the audience lighting at the beginning and end of the performance.

Parking in immediate vicinity of the theatre.

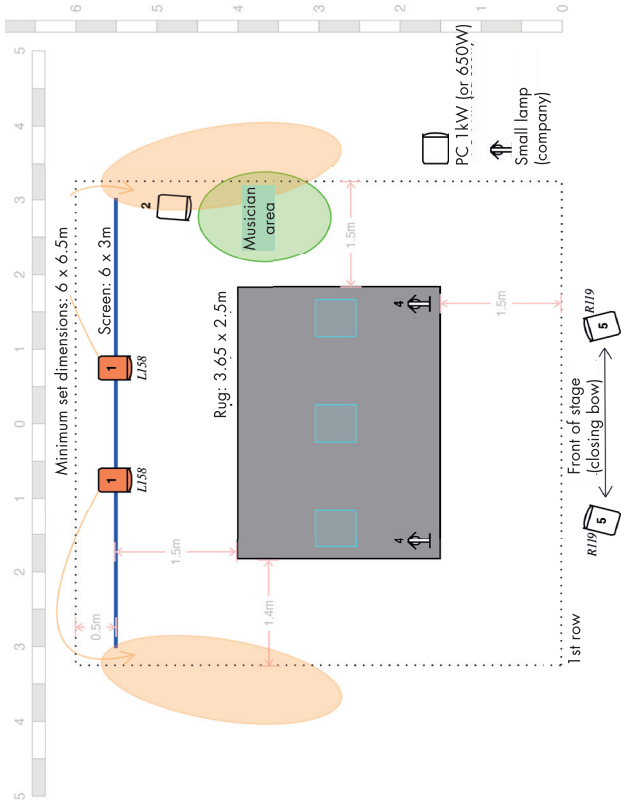
A theatre manager to be present when the audience arrives, as well as during the entire performance.

Please allow a minimum of 3.5 hours between the start of session 1 and the start of session 2.

DRESSING ROOM FACILITIES

Mirror, water point, small snacks, hot and cold beverages. Light meal for 3 people (including one lactose intolerant).

STAGE PLAN



CONTACTS

Management and Production
Paul Declaire/Nathalie De Muijlder
moquetteproduction@gmail.com
+32 (0)497 57 17 87

Tour manager – **Anne Jaspard**
annejaspard.diffusion@gmail.com
+32 (0)85 23 20 05

Technical contact
moquetteregie@gmail.com
More info at the bottom of the home page on
www.moquetteprod.be

Moquette Production ASBL
Business number : 0669 658 207

Head office address
28 rue Docteur Elie Lambotte
1030 Brussels – Belgium

Administrative address
c/o Le Bocal, 11 B Rue Van Eyck
1050 Brussels – Belgium

moquetteproduction@gmail.com

www.moquetteprod.be

DOWNLOADABLES

- artist biographies
- press review
- HD photos
- trailer
- technical sheet
- activity and workshop information
- teachers' pack
- poster
- schedule



Centre de la Marionnette
de la Fédération Wallonie-Bruxelles



FÉDÉRATION
WALLONIE-BRUXELLES



DE L'ARRONDISSEMENT DE HUY



Vénissieux
Scène conventionnée d'intérêt national
Art & Création



Atelier Graphou



